

Disease Profile

Pink Unit (Neurology)

Year 2020

National Institute of Neurosciences & Hospital

Indoor Patient Profile Pink Unit (1st January 2018 to 31st December 2018)

1. Total Bed Distribution for Pink Unit

Floor	Number of Beds
4 th Floor	6
5 th Floor	7
6 th Floor	4
7 th Floor	5
8 th Floor	2

2. Frequency of Age group getting admission

Age (in years)	Numbers of Patients
<45	415(28.45%)
45 – 65	650(46.66%)
>65	309(24.66%)

3. Total admission: 1384, Male 803(58.07%) and Female581(41.92%)

Mean age of patients: 52.34±18.23years, male 55.62±17.79 years and female 46.97±18.80 years

Total Death=248, Total Admission=1183, Death rate=248/248×100=20.96%

BOR= 100%

Mean hospital stay: 8.61±4.69 days

Total number of admission days: 60

4. Disease wise distribution of patients

Diseases (System wise)	Sub Types	Gender		Total	Death
		Male	Female		
A)Cerebro Vascular Diseases (913)	1.Ischemic Stroke	153(58.01%)	110(41.09%)	263(21.5%)	60
	184	234(58.13%)	169(41.86%)	403(33.38%)	184
	3.CVST	2 (10%)	33(90%)	35 (2.53%)	1
	4. AVM	10(42.85%)	5(57.15%)	15(0.59%)	1
	5. SAH	117(63.51%)	65 (36.49%)	182 (12.25%)	52
	8. Aneurysm	9(66.67%)	6(33.33%)	15(0.25%)	0
B) Inflammatory /Demyelinating Diseases (27)	1.Optic Neuritis	4(40%)	7(60%)	11 (0.42%)	
	2.Multiple Sclerosis	4(00%)	6(100%)	10(0.76%)	
	4.ADEM	6 (25%)	4(75%)	11(0.50%)	1
	5.NMO Spectrum Disorders	3(40%)	3 (60%)	6(0.42%)	
C) Neuropathies (70)	1.GBS	37 (58.82%)	28(41.18%)	65(4.64%)	2
	2.CIDP	5(100%)	2 (0%)	5(0.19%)	
	3.Hereditary Neuropathy	3 (100%)	1(0%)	4(0.2%)	
	4. Plexopathy	3(100%)	0 (0%)	3(0.24%)	
	5. Cranial neuropathy	5 (66.66%)	2(33.33%)	7(0.24%)	1
D) Metabolic (12)	.Metabolic Encephalopathy	16(25%)	9(75%)	7(0.67%)	
	Pseudohypoparathyroidism	1(25%)	3(75%)	4(0.32%)	
	Vitmin D deficiency	1(100%)	0(0%)	1(0.08%)	
	Willson's Disease	3(50%)	1(50%)	2(0.16%)	
E) Infectious Diseases (136)	1.CNS TB	44(67.64%)	31(32.35%)	13 (2.8%)	3
	2.Meningoencephalitis	119(61.62%)	73(38.37%)	46(7.26%)	7
	3. Brain abscess	4 (80.00%)	1(20.00%)	5(0.422%)	1
	4.Pyogenic Meningitis	6(75%)	2(25%)	8(0.67%)	1
	5.Postencephalitis syndrome	2 (66.66%)	1(33.33%)	3(0.25%)	
F) Degenerative Diseases (25)	1 MND	9 (63.63%)	3(36.36%)	11(92.98%)	1
	2.Parkinsons disease	3(60%)	2 (40%)	5 (0.42%)	
	3.SCA	5(55.56%)	4(44.44%)	9 (0.76%)	
G) Myelopathies (28)	Compressive				
	1.Pott's disease	12(62.5%)	7(37.5%)	19(0.67%)	
	2. Syringomyelia	2 (100%)	0 (0%)	2 (0.08%)	
	3. PLID	3 (100%)	1(0%)	4(0.32%)	
	4. Spinal SOL	2(66.66%)	1(33.33%)	3 (0.24%)	
	Noncompressive				
Transversemyelitis	7(58.33%)	5(41.66%)	12(1.01%)		

H) NMJ Disorders (25)	1.Myesthenia Gravis	14(46%)	11 (44%)	25(2.11%)	1
D)Myopathy (19)	1.Inflamatory myopathy	0(0%)	2 (100%)	2 (0.16%)	
	2. DMD	1(50%)	1 (50%)	2(0.16%)	
	3. Hypokalemic periodic paralysis	4(66.66%)	2(33.33%)	6(0.32%)	
	4.Mitochondrial Myopathy(CPEO)	1(0%)	(100%)	1(0.08%)	
	5. LGM	1(100%)	0(0%)	1(0.08%)	
	Myotoniadystrophica	2(66.66%)	1(33.33%)	3(0.24%)	
J) Miscellaneous (51)	1. IIH	4(8.57%)	38(91.42%)	42(2.95%)	
	2.IC SOL	2 (66.66%)	1(33.33%)	3 (0.24%)	1
	3. SSPE	1(33.3%)	2(66.66%)	3(0.24%)	
	4. Conversion disorder	0 (0%)	4 (100%)	5(0.16%)	
	5. Epilepsy	5 (33.33%)	8 (66.66%)	13(0.24%)	1
	6. Others	3 (75%)	1(325%)	4(0.32%)	

5. Causes of mortality

Disease	Male	Female
Intracerebral hemorrhage	113	71
Ischemic Stroke	42	18
SAH	36	16
TBM	0	3
Encephalitis	8	7
MND	1	0
GBS	2	2
ADEM	1	0
Myasthenia	0	2
Others	5	3
Total		305

7. ICU patients Pink unit

Total Admission-82

Female-33

Male-49

Cured-76

Death-6

DORB-0

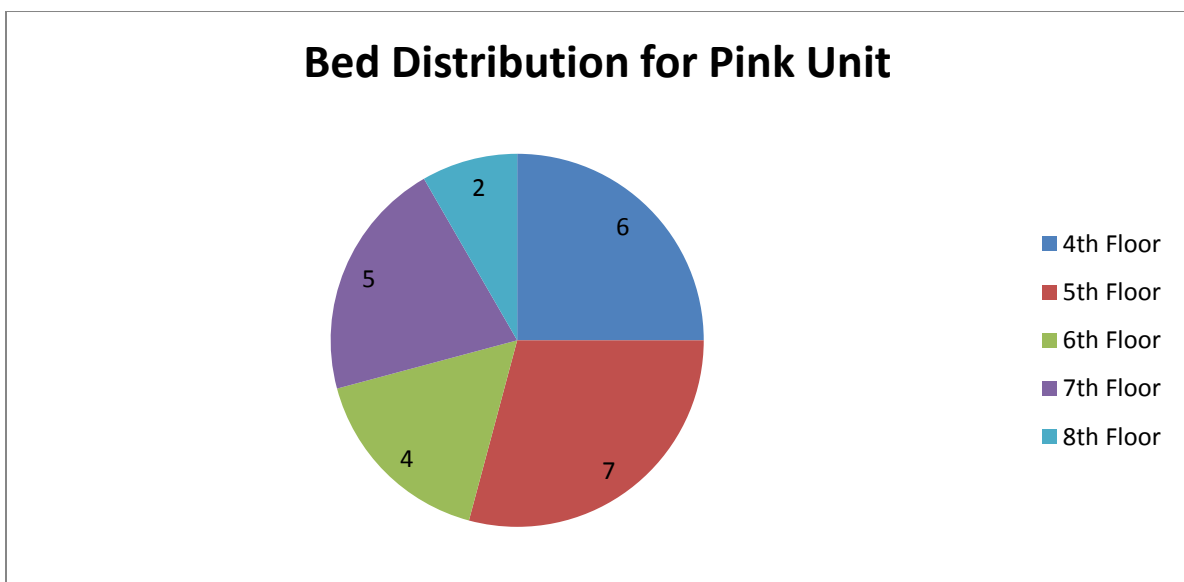
8. Disease wise distribution of ICU patients of Pink unit

Diseases	Total Patients	Cured	Death	DORB
GBS	36	32	4	0
SAH	17	15	2	0
Myasthenia Gravis	12	11	1	0
ICH	6	5	1	0
Ischemic Stroke	4	1	0	0
Status Epilepticus	2	2	0	0
Infection	4	1	0	0
Moya moya	1	0	1	0
Total	82	70	9	0

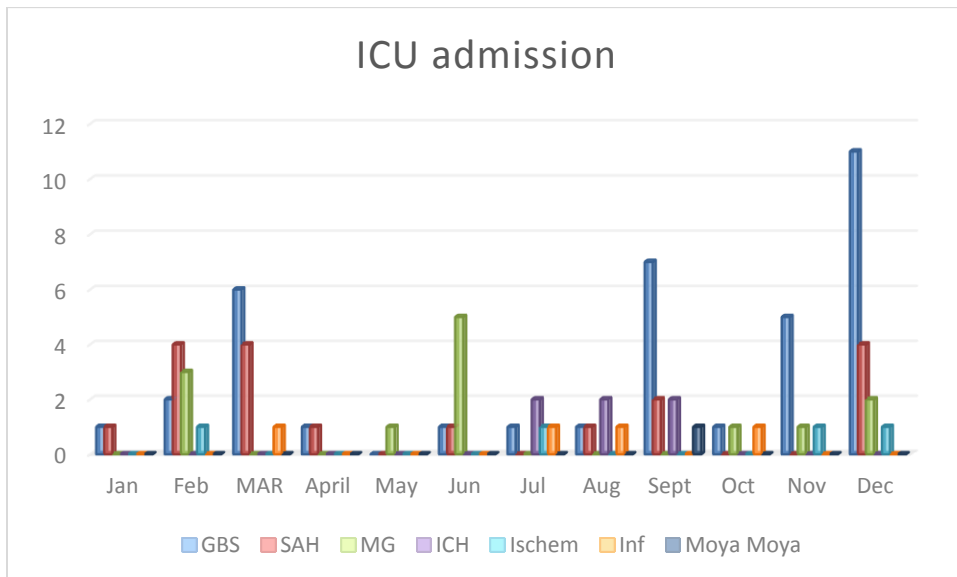
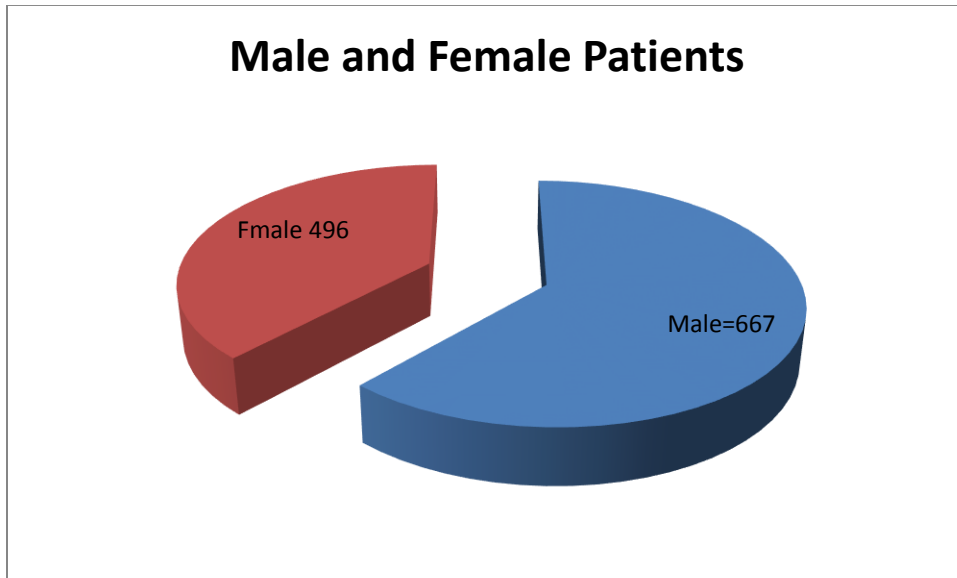
9. Disease wise death rate of indoor patients

Diseases	Death rate (%)
Ischemic Stroke	23.00%
ICH	33.92%
CVST	0.59%
SAH	28.96%
GBS	0..59%
CNS TB	2.39%
Meningoencephalitis	6.58%
MND	0.59
ADEM	0.59
AVM	0.59

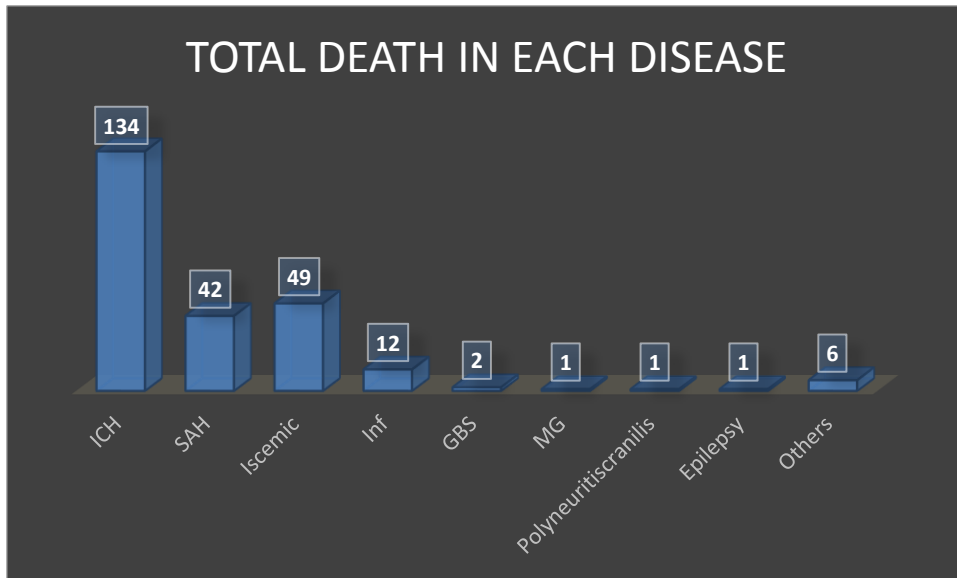
1. Bed Distribution of Pink Unit



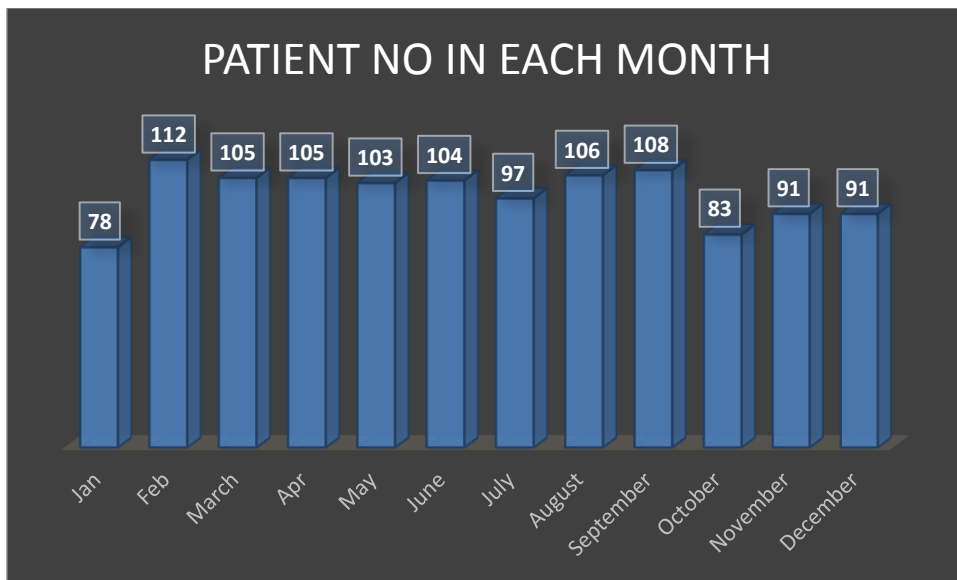
2. Male and Female Patients of Pink Unit



5. Total death in each disease.



6. Admission in each month.



Pink unit (Neurology)

Professor and unit head : Dr. Sharif Uddin Khan
Professor : Dr. Rajib Nayan Chowdhury
Associate Professor : Dr. Md. Selim Shahi
Assistant Professor : Dr. Md. Ferdous Miah
Assistant Professor : Dr. Md. Ariful Islam

Registrar:

Dr. shahadat Hassan

Medical Officer:

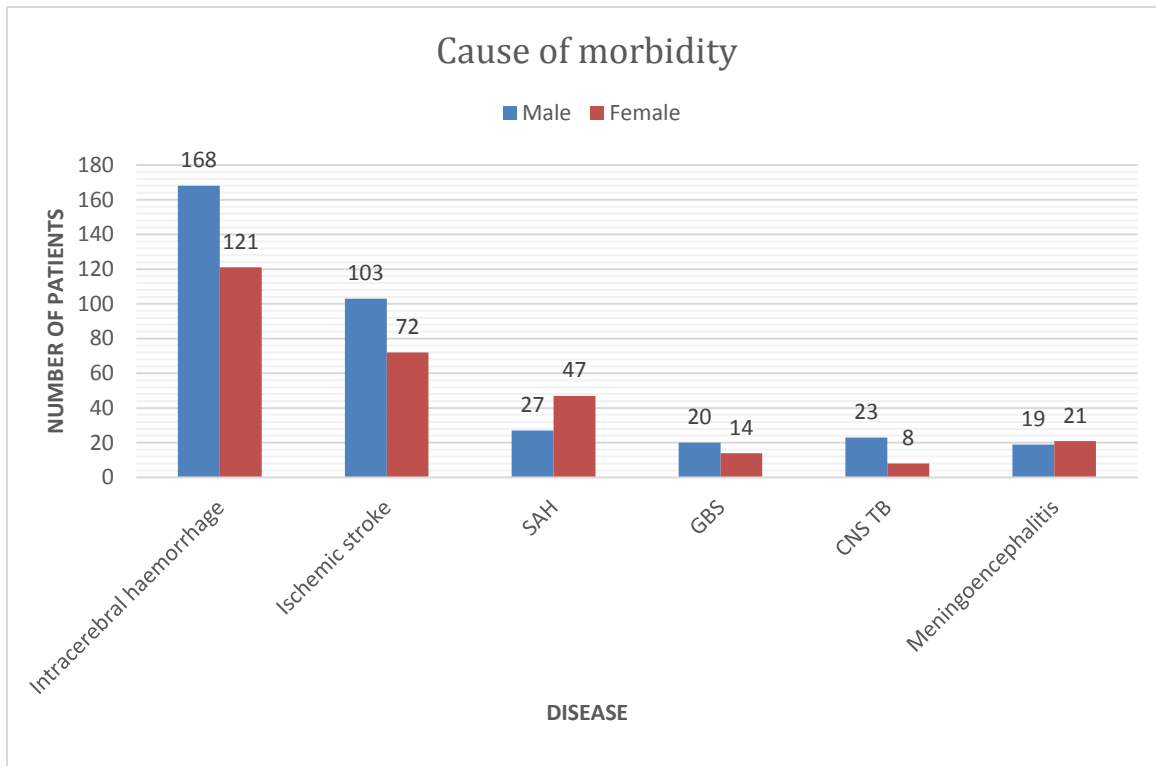
Dr. Asif Hassan khan

Dr. sujan shaha

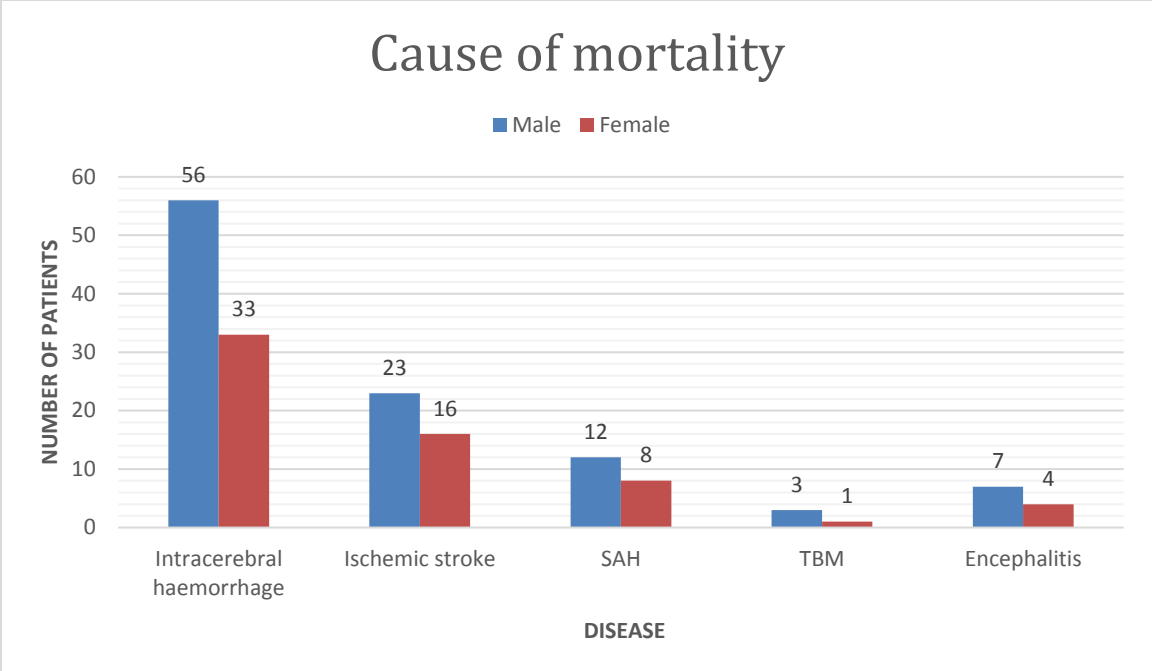
Dr. Sharmin Chowdhury.



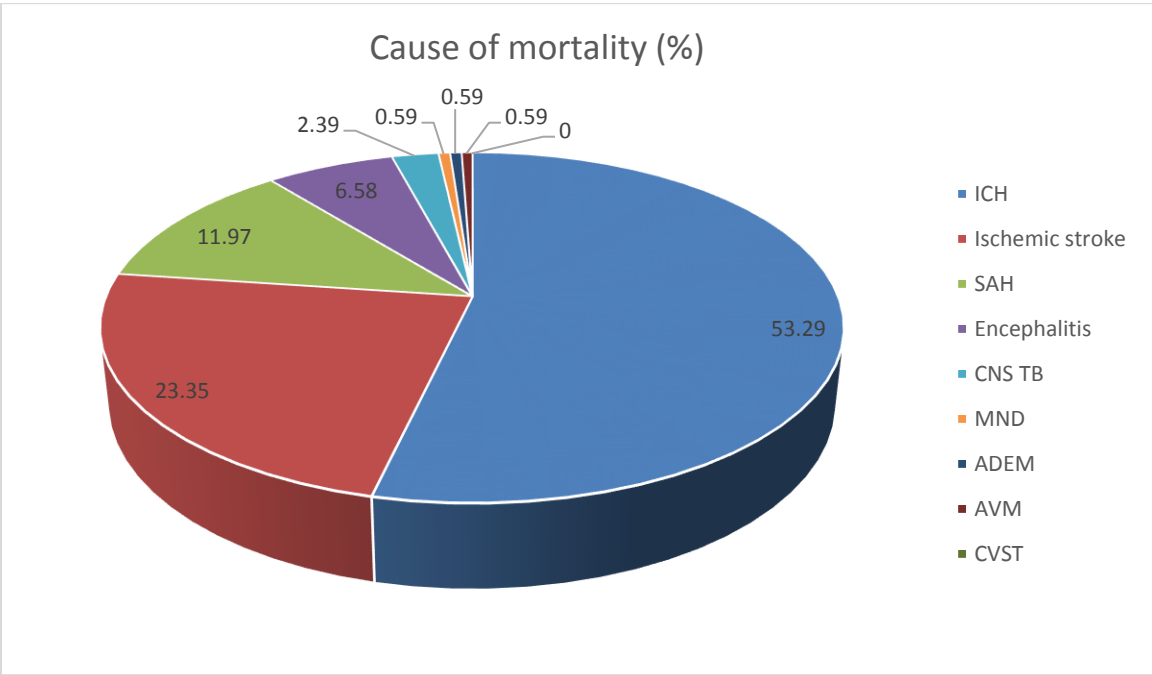
4. Top causes of morbidity



5. Top 5 causes of mortalities



6. Death rate of indoor patients.



7. ICU Patients of Pink Unit

Research summary 2020 (Progress of research work 2019)

- Clinical pattern and short term outcome of spontaneous ruptured subarachnoid hemorrhage
- Pre and postoperative pituitary hormone evaluation in pituitary tumor admitted in neuroscience hospital
- Loss of conscious as a prognostic marker for spontaneous subarachnoid hemorrhage patients.

Disease	Jan	Feb	Mar	Apr	May	Jun	July	Aug	Sept	Oct	Nov	Decm	total
ICH	10	20	16	15	12	9	8	7	8	11	14	12	138
SAH	4	4	4	3	4	4	4	2	2	2	3	3	33
Ischemic Stroke	4	3	6	2	0	7	3	4	4	4	4	6	42
Infection	3	0	1	1	1	0	1	2	0	1	1	0	9
GBS	0	0	0	0	0	0	0	1	0	0	0	0	1
MG	0	0	0	0	0	0	1	0	0	0	0	0	1
Polyneuritis	0	0	0	0	0	0	0	0	0	0	0	1	1
Epilepsy	0	1	0	0	0	0	0	0	0	0	0	0	1
Others	1	2	0	0	1	0	0	1	0	0	0	0	4
Total	20	30	25	20	16	20	15	17	10	18	22	21	227

Disease	Jan	Feb	Mar	Apr	May	Jun	July	Aug	Sept	Oct	Nov	Decm	Total
ICH	10	12	16	15	12	9	8	7	8	11	14	12	134
SAH	4	4	3	3	4	4	4	2	2	2	3	3	38
Ischemic	4	3	6	2	0	7	3	4	4	4	4	6	47
Inf	3	0	1	1	1	0	1	2	1	1	1	0	12
GBS	0	0	1	0	0	0	0	1	0	0	0	0	2
MG	0	0	0	0	0	0	1	0	0	0	0	0	1
Polyneuritis	0	0	0	0	0	0	0	0	0	0	0	1	1
Epilepsy	0	1	0	0	0	0	0	0	0	0	0	0	1
Others	1	2	0	1	0	0	1	1	0	0	0	0	6
	22	22	27	22	17	20	18	17	15	18	22	22	242